

High Efficiency LED Strip


SMD2835-High Efficiency






Product Features


High brightness, high performance 2835 LED, light efficiency up to 190lm/w, under the same brightness requirements, high light efficiency products can save about 40% power consumption, more energy saving.




Voltage
24v DC



Consistency
One Bin

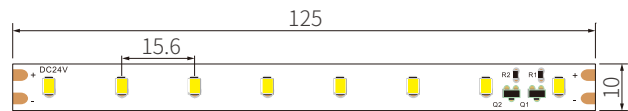


SMD 2835
IP 20

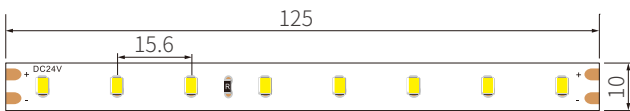


Warranty
3 Years

Dimension structure



LCE64-HS2835W27-W24-CCx



LCE64-XHS2835W27-W24-Cx

Medium and high brightness parameter table for 64LEDs/M

CCT(K)	CRI	Voltage	Power(W)	LED Q'ty/m	Lumen (LM/M)	Efficiency (LM/W)	Unit Length (mm)	Max. Run Length(M)	CC/CV
2700K±150	≥80	DC24V	9.6	64	1536	160	125	5	CC/CV
3000K±150					1680	175			
4000K±300					1728	180			
6500K±500					1680	175			
2700K±150	≥90	DC24V	9.6	64	1344	140	125	5	CC/CV
3000K±150					1363.2	142			
4000K±300					1392	145			
6500K±500					1440	150			

Ultra-high brightness parameter table for 64LEDs/M

CCT(K)	CRI	Voltage	Power(W)	LED Q'ty/m	Lumen (LM/M)	Efficiency (LM/W)	Unit Length (mm)	Max. Run Length(M)	CC/CV
2700K±150	≥80	DC24V	9.6	64	1632	170	125	5	CC/CV
3000K±150					1728	180			
4000K±300					1824	190			
6500K±500					1824	190			
2700K±150	≥90	DC24V	9.6	64	1440	150	125	5	CC/CV
3000K±150					1488	155			
4000K±300					1488	155			
6500K±500					1584	165			

Note: The data are typical values. Due to the tolerance of production process and electronic components, the power can vary up to 10% for constant voltage version, vary up to 5% for constant current version; The efficiency can vary up to 8LM/W for both version. The actual test data prevails.



Product Features

High brightness, high performance 2835 LED, light efficiency up to 190lm/w, under the same brightness requirements, high light efficiency products can save about 40% power consumption, more energy saving.

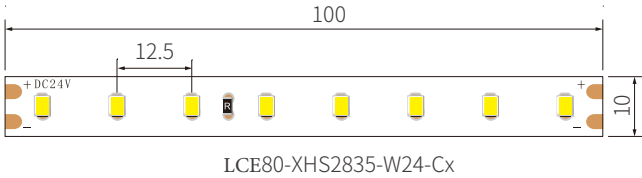
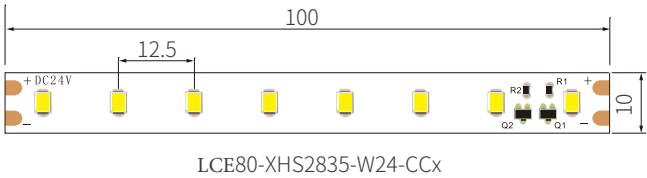
Voltage
24v DC

Consistency
One Bin

SMD 2835
IP 20

Warranty
3 Years

Dimension structure



Medium and high brightness parameter table for 80LEDs/M

CCT(K)	CRI	Voltage	Power(W)	LED Q'ty/m	Lumen (LM/M)	Efficiency (LM/W)	Unit Length (mm)	Max. Run Length(M)	CC/CV
2700K±150	≥80	DC24V	12	80	1920	160	100	5	CC/CV
3000K±150					2100	175			
4000K±300					2160	180			
6500K±500					2100	175			
2700K±150	≥90	DC24V	12	80	1680	140	100	5	CC/CV
3000K±150					1704	142			
4000K±300					1740	145			
6500K±500					1800	150			

Ultra-high brightness parameter table for 80LEDs/M


CCT(K)	CRI	Voltage	Power(W)	LED Q'ty/m	Lumen (LM/M)	Efficiency (LM/W)	Unit Length (mm)	Max. Run Length(M)	CC/CV
2700K±150	≥80	DC24V	12	80	2040	170	100	5	CC/CV
3000K±150					2160	180			
4000K±300					2280	190			
6500K±500					2280	190			
2700K±150	≥90	DC24V	12	80	1800	150	100	5	CC/CV
3000K±150					1860	155			
4000K±300					1860	155			
6500K±500					1980	165			

Note: The data are typical values. Due to the tolerance of production process and electronic components, the power can vary up to 10% for constant voltage version, vary up to 5% for constant current version; The efficiency can vary up to 8LM/W for both version. The actual test data prevails.




Product Features


High brightness, high performance 2835 LED, light efficiency up to 190lm/w, under the same brightness requirements, high light efficiency products can save about 40% power consumption, more energy saving.




Voltage
24v DC



Consistency
One Bin



SMD 2835
IP 20

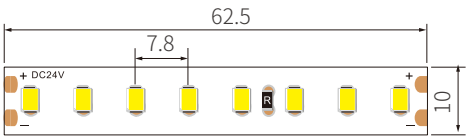


Warranty
3 Years

Dimension structure



LCE128-XHS2835-W24-CCx



LCE128-XHS2835-W24-Cx

Medium and high brightness parameter table for 128LEDs/M

CCT(K)	CRI	Voltage	Power(W)	LED Q'ty/m	Lumen (LM/M)	Efficiency (LM/W)	Unit Length (mm)	Max. Run Length(M)	CC/CV
2700K±150	≥80	DC24V	18	128	2880	160	62.5	5	CC/CV
3000K±150					3060	170			
4000K±300					3240	180			
6500K±500					3150	175			
2700K±150	≥90	DC24V	18	128	2520	140	62.5	5	CC/CV
3000K±150					2520	140			
4000K±300					2610	145			
6500K±500					2700	150			

Ultra-high brightness parameter table for 128LEDs/M

CCT(K)	CRI	Voltage	Power(W)	LED Q'ty/m	Lumen (LM/M)	Efficiency (LM/W)	Unit Length (mm)	Max. Run Length(M)	CC/CV
2700K±150	≥80	DC24V	18	128	3060	170	62.5	5	CC/CV
3000K±150					3150	175			
4000K±300					3420	190			
6500K±500					3420	190			
2700K±150	≥90	DC24V	18	128	2700	150	62.5	5	CC/CV
3000K±150					2790	155			
4000K±300					2790	155			
6500K±500					2970	165			

Note: The data are typical values. Due to the tolerance of production process and electronic components, the power can vary up to 10% for constant voltage version, vary up to 5% for constant current version; The efficiency can vary up to 8LM/W for both version. The actual test data prevails.



Product Features

High brightness, high performance 2835 LED, light efficiency up to 190lm/w, under the same brightness requirements, high light efficiency products can save about 40% power consumption, more energy saving.

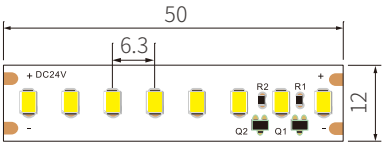
Voltage
24v DC

Consistency
One Bin

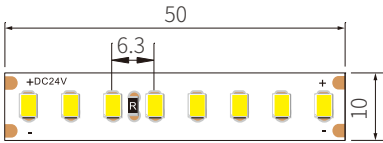
SMD 2835
IP 20

Warranty
3 Years

Dimension structure



LCE160-XHS2835-W24-CCx



LCE160-XHS2835-W24-Cx

Medium and high brightness parameter table for 160LEDs/M

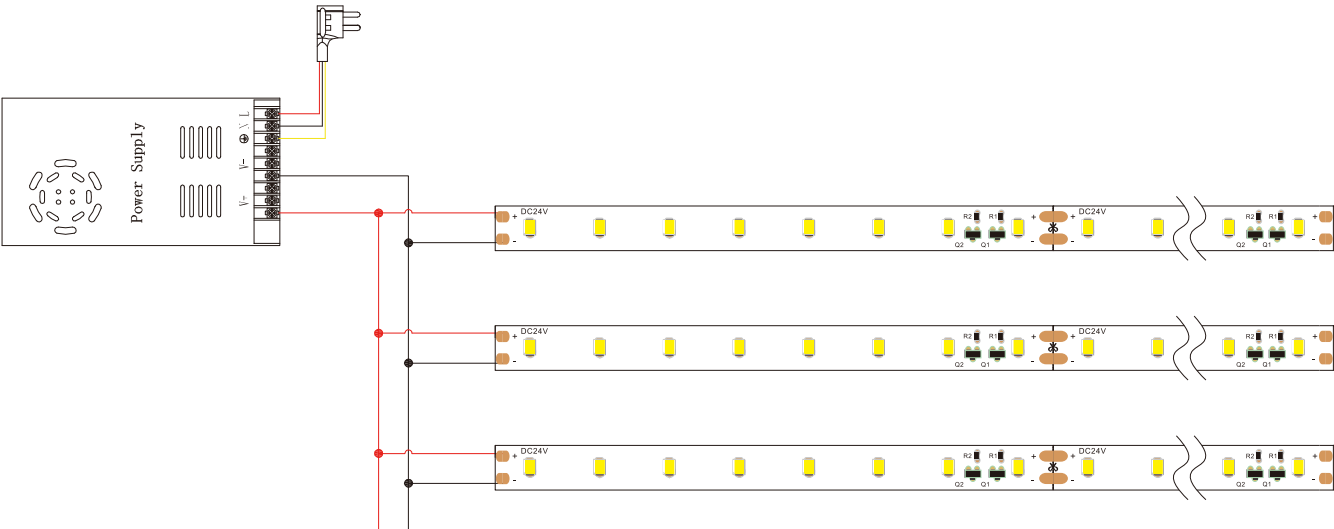
CCT(K)	CRI	Voltage	Power(W)	LED Q'ty/m	Lumen (LM/M)	Efficiency (LM/W)	Unit Length (mm)	Max. Run Length(M)	CC/CV
2700K±150	≥80	DC24V	21	160	3360	160	50	5	CC/CV
3000K±150					3570	170			
4000K±300					3780	180			
6500K±500					3675	175			
2700K±150	≥90	DC24V	21	160	2940	140	50	5	CC/CV
3000K±150					2940	140			
4000K±300					3045	145			
6500K±500					3150	150			

Ultra-high brightness parameter table for 160LEDs/M

CCT(K)	CRI	Voltage	Power(W)	LED Q'ty/m	Lumen (LM/M)	Efficiency (LM/W)	Unit Length (mm)	Max. Run Length(M)	CC/CV
2700K±150	≥80	DC24V	21	160	3570	170	50	5	CC/CV
3000K±150					3675	175			
4000K±300					3990	190			
6500K±500					3990	190			
2700K±150	≥90	DC24V	21	160	3150	150	50	5	CC/CV
3000K±150					3255	155			
4000K±300					3255	155			
6500K±500					3465	165			

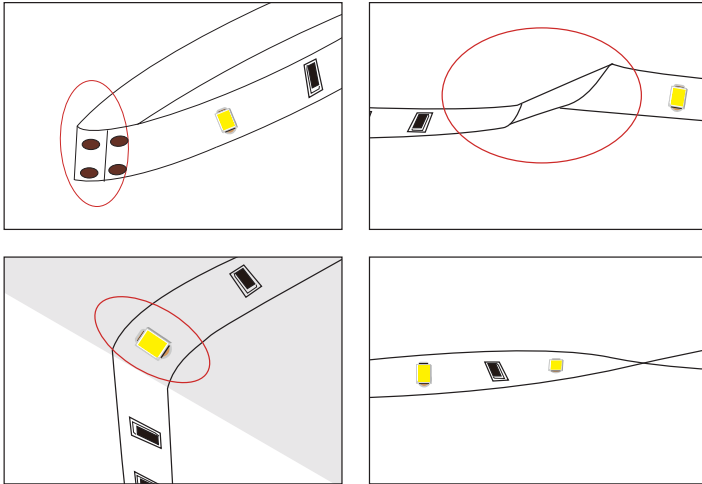
Note: The data are typical values. Due to the tolerance of production process and electronic components, the power can vary up to 10% for constant voltage version, vary up to 5% for constant current version; The efficiency can vary up to 8LM/W for both version. The actual test data prevails.

Single Color Connection Diagram

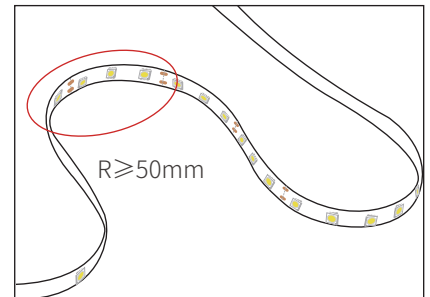


⚠ Cautions

When install the led strip, please note the installation technique. The led strip can be bent, but not distorted, as shown below.



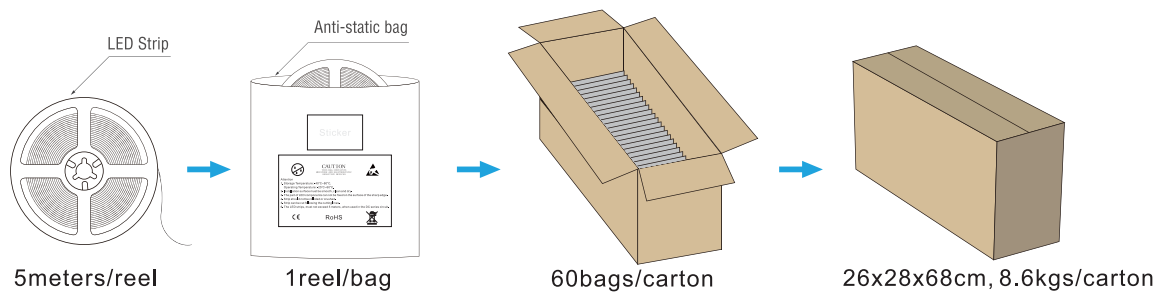
Distortion(Wrong)



Bend(Right)

- LED strips are low voltage products, you must use the power supply (transformer). Please don't connect the led strip directly to the AC 110v or AC 220v, otherwise it will burn out the LED strips.
- Clean up the installation surface, it will ensure the reliability of the adhesive. The electrical connection process must be operated by a professional person.

Packing information



Notes

- ※The unused light should be sealed with the packaging bag to avoid prolonged exposure.
- ※Please use DC24V isolated constant voltage power supply with ripple voltage less than 5%. Using other types of power supply may damage the light or cause other safety risks.
- ※In practical application, 20% allowance should be reserved for power supply to ensure the stability of power supply.
- ※It is recommended that professionals connect the power supply. Do not connect the power supply with live power to avoid electric shock.
- ※Please confirm whether the voltage of the power supply is consistent with the voltage of the light; Pay attention to the positive and negative poles of the power cord, do not
---connect wrong, so as not to cause product damage;
- ※ When multiple power supplies are used, ensure that the positive poles of the power supply are not connected in parallel. Otherwise, the power supply system may be unstable or
---damaged after long-term operation.
- ※ If the actual application length exceeds the specified length, it will lead to overload, heating and uneven brightness of the light.
- ※ During installation, please do not scratch, twist, or bend the light irregularly. Otherwise, the light may be damaged beyond repair.
- ※ To ensure the life and reliability of the light, please do not over bend the light, which will damage the product itself.
- ※ To protect your eyes, please avoid staring at the glowing surface of the light for a long time.
- ※ Non-professionals are forbidden to install, disassemble and maintain the product.
- ※ Do not use any acid or alkaline adhesive to fix the light (including but not limited to glass glue, etc.)
- ※ Because of the difference in structure, even if the same color temperature value, different sizes of light will look slightly different colors. Please confirm it before use.

Tests showed that methanol and benzenes will have yellowing effects on silicone.

In the newly decorated interior environment, epoxy floor paint, wall paint, wallpaper adhesive, various decoration materials or new furniture, they are likely to release of methanol and benzenes.

It is recommended to remove methanol and benzenes first, or ventilate for a period of time in the newly decorated interior environment before install the silicone neon light, to avoid affecting the silicone body.